

# Texarkana, Texas Police Department Calls for Service & Arrests



## SEPTEMBER 2016

### 911 Calls

2609

### Officer Initiated Calls

510

### Calls for Police Service

| SEP 2016 | SEP 2015 | 2016 YTD | 2015 YTD |
|----------|----------|----------|----------|
| 3119     | 3185     | 30,050   | 28,504   |

### TOP CALL LOCATIONS

#### Residential

- 1021/1023 College
- 3333 Nichols
- 1601 Allen
- 1201 Stuckey
- 4624 Elizabeth
- 3201 N Robison
- 4615 Summerhill
- 700 Sowell Ln
- 5911 Richmond
- 1010 Dan Haskins

#### Non-Residential

- 4000 New Boston
- 2600 Saint Michael
- 2400 Richmond
- 3302 Summerhill
- 1000 Pine
- 402 Oak
- 1924 Saint Michael
- 819 W 7th
- 1625 W 7th
- 3610 Saint Michael

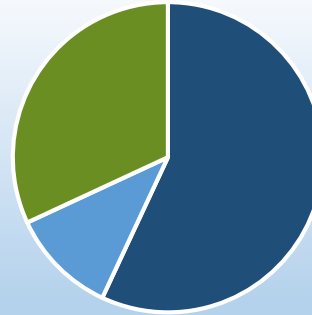
### RESPONSE TIMES

#### 911 Calls

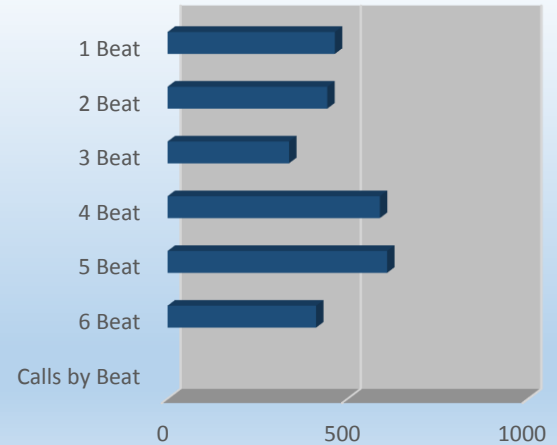
- Priority 1 - 5:13
- Priority 2 - 5:12
- Priority 3 - 6:34
- Priority 4 - 4:41

### TOTAL AVERAGE RESPONSE TIME

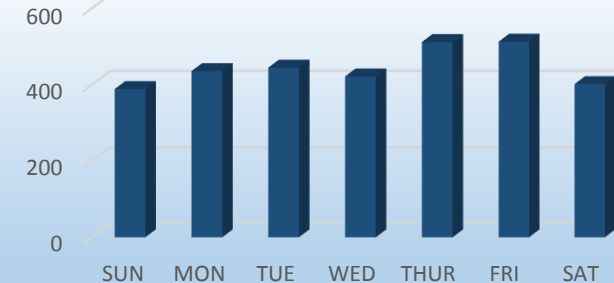
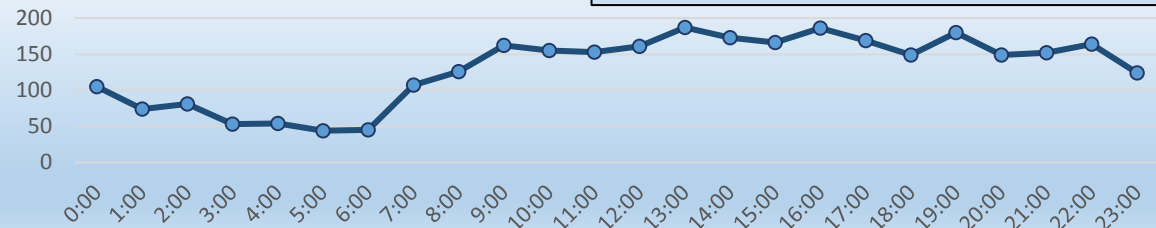
5:38



911 Officer Initiated Traffic Stops  
Officer Activity



### Calls by hour of day



Calls by day of week

### ARRESTS

Adult Custody Arrests - 328  
(225 Male; 103 Female)

### REPEAT OFFENDER INFORMATION

266 had prior local arrests  
20 were out on bond  
37 were on probation

# Texarkana, Texas Police Department Accidents & Citations



## SEPTEMBER 2016

| Fatality<br>Accidents | Injury<br>Accidents | Property<br>Damage |
|-----------------------|---------------------|--------------------|
| 1                     | 40                  | 205                |

| Total Accidents |          |          |          |
|-----------------|----------|----------|----------|
| SEP 2016        | SEP 2015 | 2016 YTD | 2015 YTD |
| 246             | 211      | 2277     | 2155     |

### TOP ACCIDENT LOCATIONS

#### September Top Roads for Accidents

W. 7th Street  
New Boston Road  
Richmond Road  
Summerhill Road  
N. Stateline Avenue

#### 2016 Top Intersection Accident Locations

Cowhorn Creek & Galleria Oaks  
Richmond Road & Belt Road  
Texas Blvd & W. 7th Street  
N. Stateline Avenue & W. 41st Street

#### 2016 Top Injury Accident Locations

2500-2700 Richmond Road  
2200-2300 New Boston Road  
1600-1800 New Boston Road

#### 2016 Fatality Accident Locations

2200 Block of New Boston Road  
Interstate 30 MM 218  
Summerhill Rd & Martin Luther King Jr Blvd  
1400 Block of Lake Drive

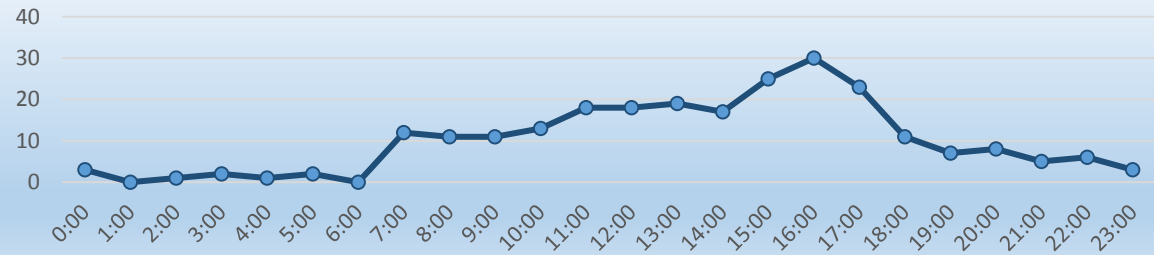


■ Fatality ■ Injury ■ Property Damage

### Top Contributing Factors

1. Failed to Control Speed
2. Disregard Stop & Go Signal
3. Failed to Yield ROW - Stop Sign
4. Changed Lane When Unsafe
5. Failed to Yield ROW - Private Drive
6. Driver Inattention
7. Failed to Yield ROW - Left Turn

Accidents by hour of day



Accidents by day of week



### TRAFFIC STOPS & CITATIONS

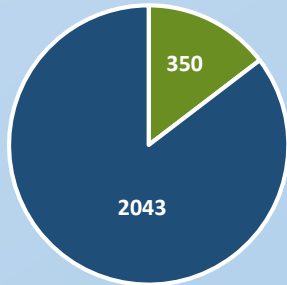
|                | SEP 2016 | SEP 2015 | 2016 YTD | 2015 YTD |
|----------------|----------|----------|----------|----------|
| Traffic Stops  | 1,462    | 962      | 11,590   | 10,699   |
| Citations      | 863      | 669      | 6,902    | 7,287    |
| Insurance Tows | 67       | 55       | 510      | 187      |

# Texarkana, Texas Police Department Operations Division



## SEPTEMBER 2016

YTD Arrests



■ Felony    ■ Misdemeanor

### K-9 Use

|                   |    |
|-------------------|----|
| Building Searches | 1  |
| Vehicle Searches  | 13 |
| Tracks            | 1  |
| K-9 Apprehensions | 1  |
| Arrests           | 2  |
| Citations         | 12 |

### Training

18.5 hours

### Operations Activity

|                        | <u>SEP 2016</u> | <u>SEP 2015</u> | <u>2016 YTD</u> | <u>2015 YTD</u> |
|------------------------|-----------------|-----------------|-----------------|-----------------|
| Citations              | 622             | 321             | 4632            | 3748            |
| Warnings               | 474             | 294             | 3742            | 2953            |
| Offense Reports        | 385             | 416             | 4108            | 3873            |
| Arrests                | 298             | 268             | 2351            | 2199            |
| FI Cards               | 90              | 136             | 761             | 699             |
| Work Shifts            | 412             | 389             | 3783            | 3599            |
| <b>Monthly Average</b> | <b>4.5</b>      | <b>3.7</b>      | <b>4.1</b>      | <b>3.7</b>      |

### Traffic Unit

|                        | <u>SEP 2016</u> | <u>SEP 2015</u> | <u>2016 YTD</u> | <u>2015 YTD</u> |
|------------------------|-----------------|-----------------|-----------------|-----------------|
| Citations              | 227             | 303             | 2172            | 3197            |
| Warnings               | 31              | 33              | 376             | 529             |
| Accident Reports       | 38              | 43              | 315             | 343             |
| Arrests                | 5               | 18              | 58              | 126             |
| FI Cards               | 3               | 2               | 11              | 6               |
| Work Shifts            | 31              | 35              | 232             | 359             |
| <b>Monthly Average</b> | <b>9.8</b>      | <b>11.4</b>     | <b>12.6</b>     | <b>11.7</b>     |

| PART 1 OFFENSES                     | SEPTEMBER  |            | YEAR TO DATE |             |              |
|-------------------------------------|------------|------------|--------------|-------------|--------------|
|                                     | 2016       | 2015       | 2016         | 2015        | +/- %        |
| Murder                              | 0          | 0          | 4            | 3           | 33.3%        |
| Rape                                | 2          | 1          | 23           | 13          | 76.9%        |
| Robbery                             | 1          | 0          | 31           | 37          | -16.2%       |
| Aggravated Assault                  | 7          | 21         | 118          | 162         | -27.2%       |
| Burglary                            | 27         | 35         | 231          | 238         | -2.9%        |
| Theft                               | 112        | 123        | 991          | 1113        | -11.0%       |
| Auto Theft                          | 7          | 7          | 108          | 91          | 18.7%        |
| <b>Total Part 1 Crimes</b>          | <b>156</b> | <b>187</b> | <b>1506</b>  | <b>1657</b> | <b>-9.1%</b> |
| PART 2 OFFENSES                     | SEPTEMBER  |            | YEAR TO DATE |             |              |
|                                     | 2016       | 2015       | 2016         | 2015        | +/- %        |
| Simple Assault                      | 69         | 48         | 513          | 538         | -4.6%        |
| Forgery                             | 4          | 4          | 60           | 44          | 36.4%        |
| Fraud                               | 2          | 14         | 66           | 155         | -57.4%       |
| Embezzlement                        | 2          | 5          | 22           | 33          | -33.3%       |
| Buy/Receive/Possess Stolen Property | 3          | 0          | 28           | 5           | 460.0%       |
| Criminal Mischief                   | 26         | 32         | 260          | 312         | -16.7%       |
| Weapons Offenses                    | 3          | 2          | 28           | 13          | 115.4%       |
| Prostitution & Vice                 | 0          | 0          | 0            | 1           | -100.0%      |
| Sexual Offenses                     | 1          | 1          | 10           | 9           | 11.1%        |
| Drug Law Violations                 | 33         | 16         | 272          | 155         | 75.5%        |
| Family Offenses                     | 1          | 1          | 20           | 13          | 53.8%        |
| Driving Under the Influence         | 11         | 7          | 100          | 53          | 88.7%        |
| Liquor Law Violations               | 0          | 0          | 0            | 0           | 0.0%         |
| Public Intoxication                 | 16         | 12         | 132          | 146         | -9.6%        |
| Disorderly Conduct                  | 3          | 3          | 25           | 15          | 66.7%        |
| Vagrancy                            | 1          | 1          | 1            | 3           | -66.7%       |
| <b>Total Part 2 Crimes</b>          | <b>175</b> | <b>146</b> | <b>1537</b>  | <b>1495</b> | <b>2.8%</b>  |

UCR Numbers are still preliminary

Professionalism

Respect

Integrity

Determination

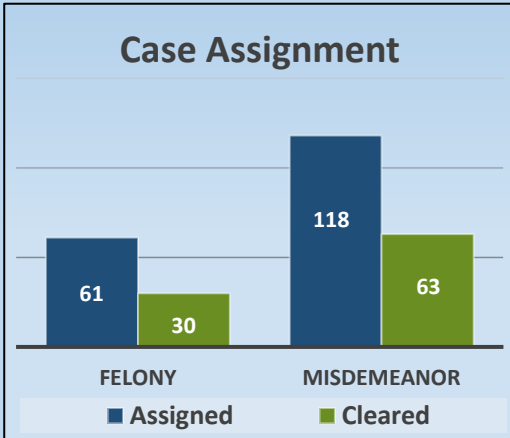
Excellence

# Texarkana, Texas Police Department Support Services Division



# SEPTEMBER 2016

## CRIMINAL INVESTIGATION AND CRIME SCENE ACTIVITY



| Cases Assigned |      | Cases Cleared |      | Clearance Rate |       |       |
|----------------|------|---------------|------|----------------|-------|-------|
| Felony         | Misd | Felony        | Misd | Felony         | Misd  | Total |
| 61             | 118  | 30            | 63   | 49.2%          | 53.4% | 51.9% |

|                 |    |
|-----------------|----|
| Warrants Issued | 33 |
| Arrests Made    | 29 |

|                                   |    |
|-----------------------------------|----|
| Crime Scenes Processed            | 7  |
| Crime Scene After Hours Call-Outs | 2  |
| Crime Lab Processing              | 13 |
| Fingerprint Comparisons           | 13 |
| Fingerprints Identified           | 9  |
| Cases Made by Comparison          | 8  |
| Court Appearances                 | 0  |
| Pre-Trial Appearances             | 2  |
| Travel to Labs                    | 1  |
| Sex Offender Registration         | 2  |
| Miscellaneous Requests            | 27 |

### YTD CLEARANCE RATE

Felony: 46.9% Misd: 58.2% Total: 53.5%

### TRAINING

Twenty-five officers attended various training for a total of 88 training hours.

---

Two police recruits attended the police academy and received 160 hours of training each.



### PUBLIC INFORMATION

|                                  |         |
|----------------------------------|---------|
| Media Releases                   | 4       |
| Presentations                    | 6       |
| Presentation Contacts            | 1,238   |
| Social Media Posts               | 34      |
| Cumulative Social Media Contacts | 352,618 |

### SPECIAL INVESTIGATIONS ACTIVITY

|                 |    |
|-----------------|----|
| Arrests         | 25 |
| Warrants Served | 7  |
| Knock & Talks   | 8  |
| Search Warrants | 1  |
| Controlled Buys | 3  |
| Road Pops       | 3  |

### Highlights:

- \* Made 25 arrests for 35 violations
- \* Seized \$3,600 US Currency
- \* Seized Ruger 9mm SAP